

Scaled data based on original data using  
LM-79-08 Approved Method: Electrical and Photometric Measurements of Solid-  
State Lighting Products

Test Report Prepared for  
Cooper Lighting Solutions  
(formerly Eaton)

Brand: McGRAW-EDISON

Report Number: P386780

Luminaire Tested: **GWC-SA2C-727-U-SL4-HSS**

Issue Date: 3/3/2020

**Test Information**

Test Method: LM-79-08  
Report Number: P386780  
TEST IS SCALED FROM IESNA LM-79-08 TEST DATA (G2-1903-205-25)  
Test Lab: INNOVATION CENTER  
Issue Date: 3/3/2020  
Manufacturer: COOPER LIGHTING SOLUTIONS (FORMERLY EATON)  
Product Line: MCGRAW-EDISON  
Catalog Number: GWC-SA2C-727-U-SL4-HSS  
Description: GALLEON WALL LUMINAIRE  
(2) 70 CRI, 2700K, 1050mA LIGHTSQUARES WITH 16 LEDS EACH AND TYPE IV  
SPILL LIGHT ELIMINATOR OPTICS WITH HOUSE SIDE SHIELD  
Light Source: -  
Ballast/Driver: ELECTRONIC DRIVER

**Summary**

Lumens per Lamp: N/A  
Luminaire Lumens: 10018 lumens  
Efficiency: N/A  
Efficacy: 88.7 lumens/watt  
Luminous Opening: Rectangular (W 1' x L: 0.5' x H: 0')  
IES Classification: Type IV - Short  
BUG Rating: B1 - U0 - G3

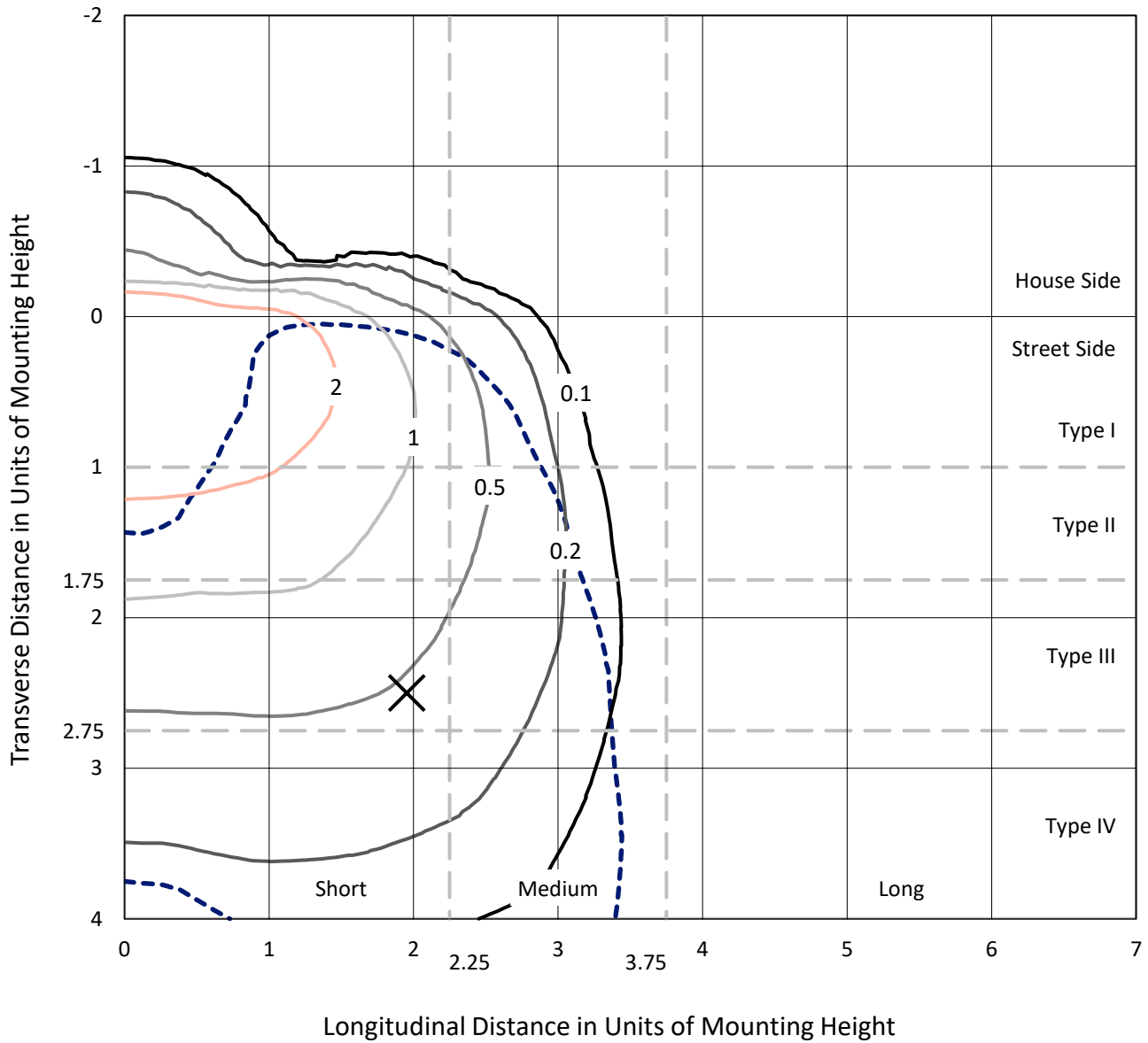
Input Watts (W): 113  
Input Voltage (V): NR  
Input Current (A<sub>in</sub>): NR  
Voltage Rise (V): NR  
Power Factor: NR  
Total Harmonic Distortion (THDi): NR  
Frequency (hertz): 60  
Stabilization Time: NR  
Operation Time: NR  
Ambient Temperature (°C): NR  
Test Distance: 24 FT



REPORT NUMBER: P386780  
 CATALOG NUMBER: GWC-SA2C-727-U-SL4-HSS

### Iso-Footcandle Lines of Horizontal Illumination

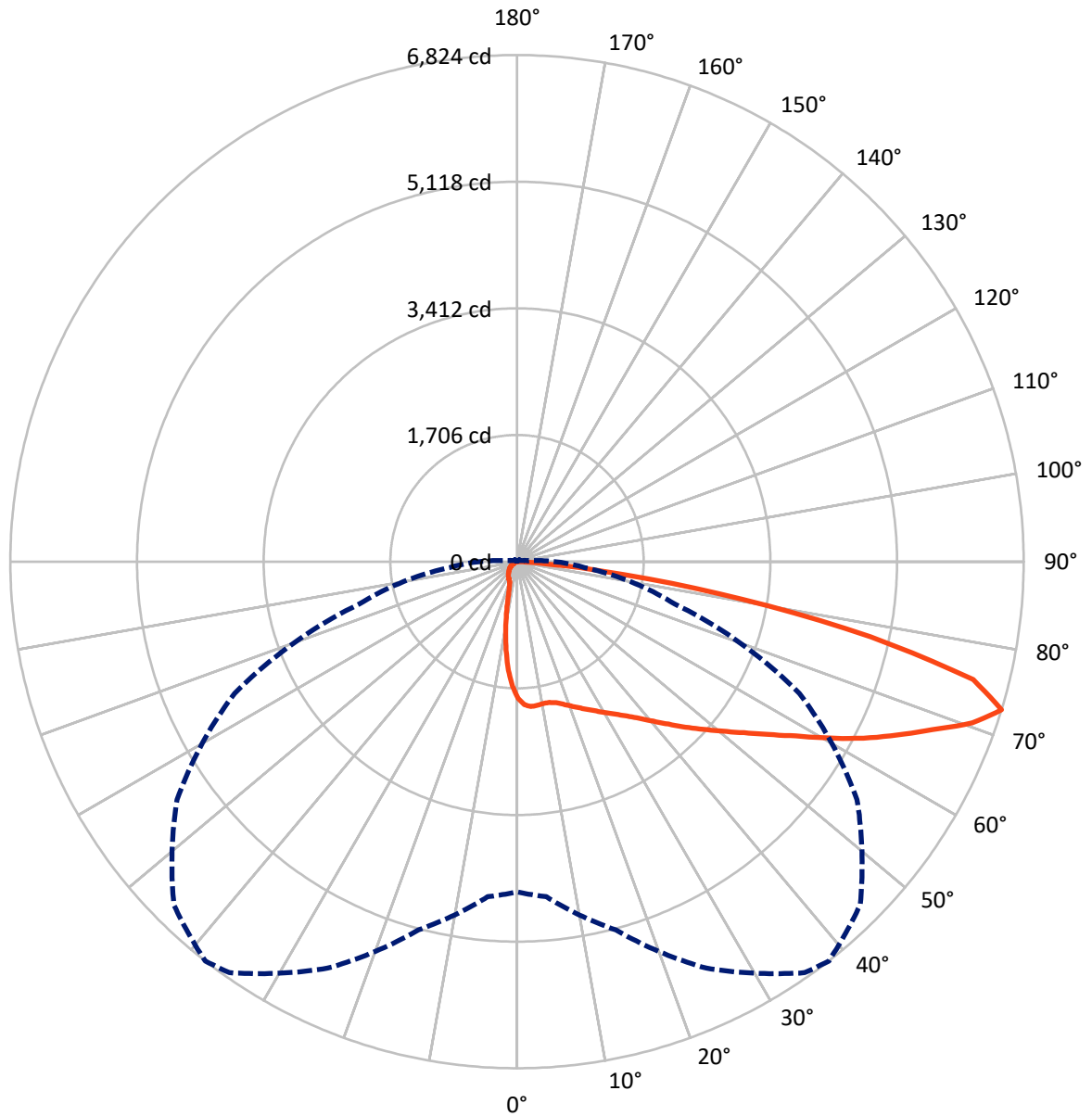
× Max cd  
 - - - 1/2 Max cd



Based on 20 foot mounting height. Maximum calculated value = 4.9 fc  
 Type IV - Short - N/A

REPORT NUMBER: P386780  
CATALOG NUMBER: GWC-SA2C-727-U-SL4-HSS

### Luminous Intensity Polar Plot



— Vertical Plane Through 38-Deg Lateral    - - - Horizontal Cone Through 72.5-Deg Vertical

REPORT NUMBER: P386780

CATALOG NUMBER: GWC-SA2C-727-U-SL4-HSS

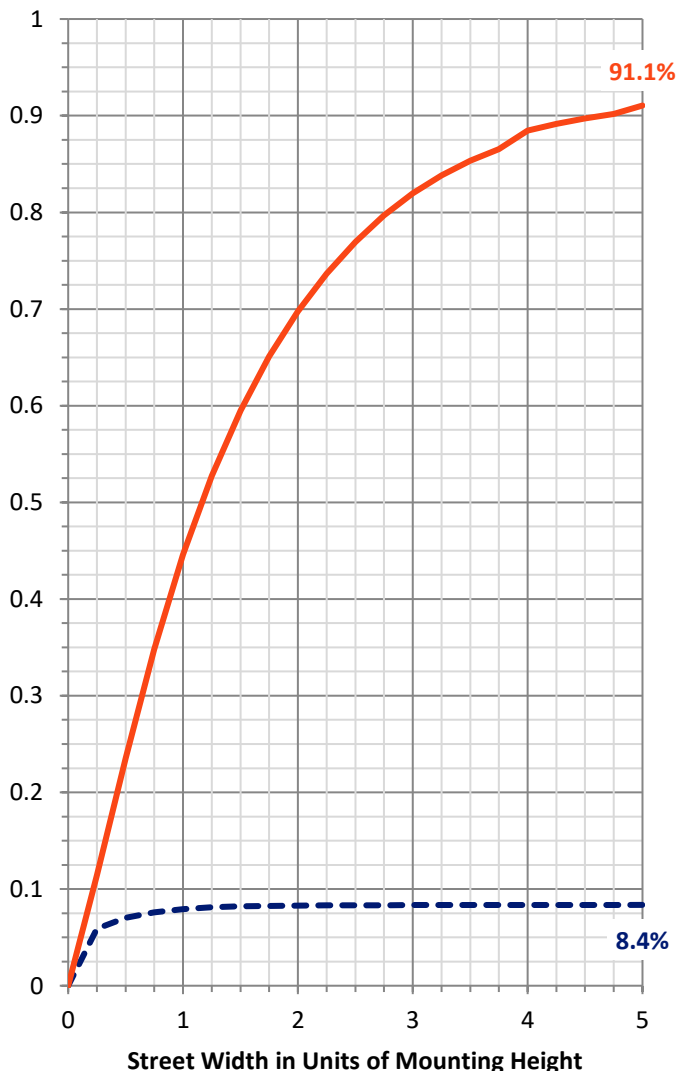
**FLUX DISTRIBUTION:**

		Downward	Upward	Total
<b>House Side</b>	Lumens	843.0	0.0	843.0
	% Fixture	8.4	0.0	8.4
<b>Street Side</b>	Lumens	9174.9	0.0	9174.9
	% Fixture	91.6	0.0	91.6
<b>Total</b>	Lumens	10018.0	0.0	10018.0
	% Fixture	100.0	0.0	100.0

**ZONAL LUMENS:**

Zone	Lumens	% Fixture
0°-10°	157.0	1.6
10°-20°	383.9	3.8
20°-30°	610.6	6.1
30°-40°	917.9	9.2
40°-50°	1400.4	14.0
50°-60°	1979.2	19.8
60°-70°	2482.6	24.8
70°-80°	1856.3	18.5
80°-90°	230.2	2.3
90°-100°	0.0	0.0
100°-110°	0.0	0.0
110°-120°	0.0	0.0
120°-130°	0.0	0.0
130°-140°	0.0	0.0
140°-150°	0.0	0.0
150°-160°	0.0	0.0
160°-170°	0.0	0.0
170°-180°	0.0	0.0
0°-90°	10018.0	100.0
0°-180°	10018.0	100.0

**Coefficient of Utilization**



REPORT NUMBER: P386780

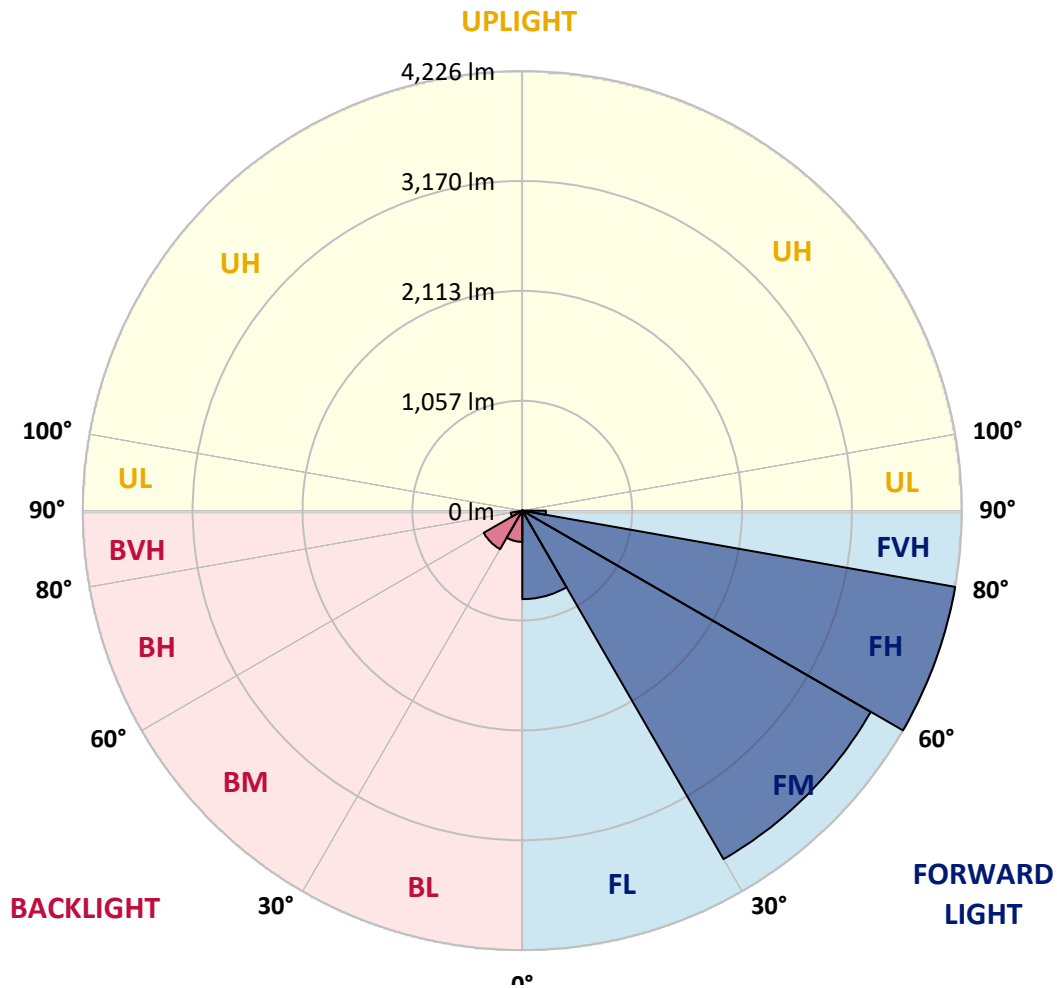
CATALOG NUMBER: GWC-SA2C-727-U-SL4-HSS

**LUMINAIRE CLASSIFICATION SYSTEM LUMEN TABLE AND BUG RATING:**

Zone	Lumens	% Fixture	Zone Rating/Lumen Limit		
			B	U	G
FL (0°-30°)	851.3	8.5			
FM (30°-60°)	3869.4	38.6			
FH (60°-80°)	4226.2	42.2			G2/5000
FVH (80°-90°)	228.0	2.3			G3/500
BL (0°-30°)	300.2	3.0	B1/500		
BM (30°-60°)	428.1	4.3	B1/1000		
BH (60°-80°)	112.6	1.1	B1/500		G1/500
BVH (80°-90°)	2.1	0.0			G0/10
UL (90°-100°)	0.0	0.0		U0/0	
UH (100°-180°)	0.0	0.0		U0/0	

**BUG Rating: B1-U0-G3**

Type IV Short





REPORT NUMBER: P386780

CATALOG NUMBER: GWC-SA2C-727-U-SL4-HSS

**CANDELA DISTRIBUTION (FULL):**

	0°	5°	15°	25°	35°	38°	45°	55°	65°	75°	85°
0°	1842.3	1842.3	1842.3	1842.3	1842.3	1842.3	1842.3	1842.3	1842.3	1842.3	1842.3
2.5°	1955.4	1955.9	1951.3	1943.8	1934.2	1929.2	1920.9	1907.6	1893.5	1868.1	1840.6
5°	1995.4	1995.4	1989.6	1979.6	1964.2	1959.6	1943.8	1922.6	1893.5	1852.3	1806.1
7.5°	1991.2	1992.1	1984.2	1973.7	1958.4	1954.2	1935.1	1911.3	1875.1	1825.2	1766.1
10°	1969.6	1971.7	1965.4	1960.4	1946.3	1941.7	1923.8	1900.1	1863.9	1810.7	1742.8
12.5°	1947.5	1949.6	1951.7	1956.3	1947.5	1945.9	1931.7	1911.8	1877.2	1821.9	1745.3
15°	1933.4	1937.6	1952.5	1970.4	1972.5	1970.8	1961.7	1943.0	1908.0	1850.6	1763.2
17.5°	1933.4	1940.0	1971.3	2005.4	2017.4	2018.7	2010.8	1984.6	1943.0	1881.4	1779.9
20°	1949.6	1958.8	2007.4	2055.7	2075.7	2075.7	2060.3	2023.7	1975.0	1909.3	1791.1
22.5°	1991.2	2003.3	2064.4	2120.2	2141.4	2136.8	2116.0	2062.8	2008.3	1940.9	1805.2
25°	2073.2	2082.3	2146.0	2202.2	2215.1	2204.7	2178.4	2110.2	2050.7	1983.7	1831.0
27.5°	2178.9	2180.1	2245.8	2293.3	2285.4	2278.3	2245.4	2169.7	2111.9	2044.9	1875.6
30°	2294.9	2294.9	2352.8	2389.0	2364.8	2359.0	2326.1	2241.7	2190.1	2128.1	1938.8
32.5°	2407.3	2412.3	2459.3	2482.2	2455.1	2449.3	2417.3	2332.8	2294.1	2255.0	2037.4
35°	2515.9	2519.6	2564.1	2576.6	2550.8	2552.5	2529.6	2458.0	2443.5	2438.5	2185.9
37.5°	2621.1	2622.0	2667.3	2675.2	2662.3	2676.5	2678.5	2615.3	2642.3	2682.7	2395.2
40°	2717.2	2718.1	2763.0	2783.4	2805.4	2823.7	2840.0	2806.3	2895.7	2989.3	2644.4
42.5°	2794.2	2802.9	2859.9	2898.6	2956.9	2991.8	3035.9	3034.3	3197.4	3338.0	2945.6
45°	2862.0	2877.0	2956.5	3024.3	3124.1	3179.9	3248.9	3303.0	3536.9	3726.2	3250.6
47.5°	2951.5	2965.6	3056.3	3167.4	3300.5	3373.8	3488.2	3605.1	3910.1	4107.3	3548.5
50°	3077.5	3071.3	3160.7	3320.1	3491.1	3587.2	3750.3	3925.4	4280.3	4439.3	3723.7
52.5°	3211.9	3209.4	3275.6	3486.1	3715.8	3828.1	4043.6	4256.6	4634.4	4668.1	3804.0
55°	3378.3	3360.5	3416.2	3675.4	3982.4	4103.1	4356.9	4584.5	4916.5	4797.1	3844.3
57.5°	3552.7	3523.1	3576.4	3886.3	4283.3	4426.0	4703.9	4904.0	5104.1	4885.3	3843.9
60°	3732.8	3697.9	3761.1	4150.1	4656.9	4822.0	5080.0	5119.9	5279.3	4929.8	3815.6
62.5°	3883.4	3862.6	3956.7	4432.2	5074.2	5236.4	5364.2	5316.3	5427.0	4964.3	3749.5
65°	4042.8	4044.0	4195.9	4761.3	5517.7	5627.1	5637.9	5570.9	5550.5	4957.3	3525.6
67.5°	4258.3	4278.3	4531.6	5208.1	5949.1	6033.6	6032.8	5846.8	5640.8	4676.0	3029.3
70°	4486.3	4533.3	4918.6	5719.5	6420.1	6505.8	6461.7	6022.3	5311.3	3781.1	2143.9
72.5°	4448.0	4529.6	5133.7	6041.9	6758.3	6823.7	6537.0	5590.9	4198.0	2197.6	912.8
75°	3431.6	3526.0	4707.2	5722.4	6403.5	6344.8	5616.7	4350.7	2294.1	613.3	205.5
77.5°	1812.7	1863.1	3109.6	4359.4	4993.0	4870.3	3956.7	2413.5	699.4	151.9	92.4
80°	949.4	961.1	1355.1	2473.4	3081.7	3082.5	2344.9	1060.1	288.3	77.8	62.0
82.5°	508.4	518.4	716.0	1142.9	1614.7	1463.7	897.8	583.3	167.7	44.1	59.5
85°	122.3	124.4	406.1	522.1	634.9	453.5	266.7	489.7	45.3	25.8	48.3
87.5°	47.0	47.8	150.6	225.9	161.8	104.8	124.8	182.6	5.8	10.0	7.5
90°	0.0	0.0	0.0	0.0	0.0	0.0	0.0	0.0	0.0	0.0	0.0



REPORT NUMBER: P386780

CATALOG NUMBER: GWC-SA2C-727-U-SL4-HSS

**CANDELA DISTRIBUTION (continued):**

	90°	95°	105°	115°	125°	135°	145°	155°	165°	175°	180°
0°	1842.3	1842.3	1842.3	1842.3	1842.3	1842.3	1842.3	1842.3	1842.3	1842.3	1842.3
2.5°	1824.0	1813.2	1786.5	1752.8	1722.9	1701.2	1668.8	1647.6	1633.4	1633.0	1627.6
5°	1777.8	1755.7	1698.3	1630.1	1568.1	1512.3	1446.6	1394.6	1355.9	1349.7	1336.4
7.5°	1728.3	1692.1	1603.9	1497.4	1393.4	1287.7	1164.9	1088.8	1023.5	992.3	989.0
10°	1697.9	1647.1	1521.9	1368.0	1204.9	1033.1	872.5	761.4	681.1	658.2	641.1
12.5°	1691.7	1624.7	1458.7	1246.5	1013.5	786.3	608.7	490.5	426.5	406.1	400.7
15°	1697.9	1614.3	1405.4	1126.3	819.6	557.9	408.6	339.9	315.8	310.0	309.5
17.5°	1701.7	1601.8	1345.1	992.7	631.6	398.6	312.9	292.9	289.2	288.7	289.6
20°	1701.2	1582.7	1273.1	843.8	469.7	313.3	282.9	278.8	277.9	278.3	277.9
22.5°	1698.3	1560.2	1194.1	690.2	354.9	280.0	270.0	267.5	267.1	267.1	267.1
25°	1703.7	1542.3	1107.1	543.4	292.5	264.6	258.4	256.3	255.9	255.9	255.0
27.5°	1723.3	1532.3	1011.8	418.1	264.2	250.9	245.9	245.5	244.2	243.8	244.6
30°	1754.9	1532.3	907.4	325.4	247.1	236.7	233.0	232.2	231.7	231.3	231.7
32.5°	1810.7	1544.0	793.4	270.4	230.9	220.9	218.4	219.7	218.4	218.4	218.4
35°	1911.3	1578.9	674.0	235.9	213.9	205.5	203.0	204.7	203.9	203.9	203.4
37.5°	2058.2	1643.8	553.8	215.1	198.9	190.1	186.8	189.3	188.5	188.5	188.1
40°	2237.1	1738.3	439.4	199.3	184.3	175.2	172.2	173.5	171.4	171.4	172.2
42.5°	2458.0	1858.1	339.5	183.9	169.7	161.0	159.3	158.1	154.4	152.3	152.7
45°	2703.5	1982.9	264.6	168.9	156.0	148.9	146.5	143.1	136.9	132.7	133.1
47.5°	2922.8	2079.0	215.1	154.4	143.5	138.1	134.4	128.1	119.0	114.0	114.4
50°	3038.0	2093.6	183.1	139.8	131.9	126.5	121.1	111.5	100.7	95.3	94.9
52.5°	3067.5	2025.3	159.3	126.5	120.2	114.0	106.9	94.0	82.0	76.1	75.3
55°	3078.4	1921.3	138.1	114.0	107.8	100.7	91.5	77.0	65.7	59.9	59.5
57.5°	3042.6	1766.1	121.5	102.8	95.3	86.5	75.3	61.6	50.8	46.2	46.2
60°	2963.1	1556.0	108.6	90.7	82.4	72.4	60.7	47.8	37.9	34.1	34.1
62.5°	2804.6	1283.9	96.5	78.2	70.3	59.9	49.1	36.2	26.6	24.5	25.0
65°	2505.5	974.0	84.5	67.0	59.9	49.5	38.3	25.8	17.9	17.9	18.7
67.5°	2043.2	676.5	72.0	57.0	51.6	40.4	29.1	17.9	12.5	14.1	15.8
70°	1352.6	379.4	61.6	47.0	44.1	32.0	21.6	12.1	10.0	13.3	16.2
72.5°	510.5	147.7	51.6	37.9	38.3	24.5	15.4	9.2	9.2	14.6	19.1
75°	142.3	72.4	37.0	27.9	30.0	17.9	11.2	7.9	8.7	16.6	22.5
77.5°	83.6	53.3	24.1	16.2	20.4	12.5	7.5	6.2	7.5	14.1	21.6
80°	67.4	28.3	14.1	8.3	11.2	7.1	5.0	3.7	2.1	5.4	11.2
82.5°	67.4	17.1	6.7	5.8	5.8	3.7	2.5	1.7	0.4	0.0	2.9
85°	45.3	7.1	4.2	3.7	2.9	1.2	0.8	0.4	0.0	0.0	0.0
87.5°	7.5	2.9	1.7	0.8	0.4	0.0	0.0	0.0	0.0	0.0	0.0
90°	0.0	0.0	0.0	0.0	0.0	0.0	0.0	0.0	0.0	0.0	0.0



Signify Classified - Internal  
Cooper Lighting Solutions Photometric Lab  
1121 Highway 74 South  
Peachtree City, GA 30269

Scaled Data Report



Report Generated By 670245982

Signify Classified - Internal  
Cooper Lighting Solutions Photometric Lab  
1121 Highway 74 South  
Peachtree City, GA 30269

Scaled Data Report



Signify Classified - Internal  
Cooper Lighting Solutions Photometric Lab  
1121 Highway 74 South  
Peachtree City, GA 30269

Scaled Data Report



Signify Classified - Internal  
Cooper Lighting Solutions Photometric Lab  
1121 Highway 74 South  
Peachtree City, GA 30269

Scaled Data Report



Signify Classified - Internal  
Cooper Lighting Solutions Photometric Lab  
1121 Highway 74 South  
Peachtree City, GA 30269

Scaled Data Report



--- HS — SS

Signify Classified - Internal  
Cooper Lighting Solutions Photometric Lab  
1121 Highway 74 South  
Peachtree City, GA 30269

Scaled Data Report



u

Signify Classified - Internal  
Cooper Lighting Solutions Photometric Lab  
1121 Highway 74 South  
Peachtree City, GA 30269

Scaled Data Report



Signify Classified - Internal  
Cooper Lighting Solutions Photometric Lab  
1121 Highway 74 South  
Peachtree City, GA 30269

Scaled Data Report



(END OF REPORT)